

LEGEND:

- Canopy spread of existing trees. Trees to be retained and protected in accordance with BS 5837:2012 Trees in relation to Design, Demolition and Construction. Recommendations
- Tree Protection Zone as defined in accordance with BS 5837:2012 Trees in relation to Design, Demolition and Construction. Recommendations
- Trees to be felled to facilitate development.

Proposed Tree Protection Fencing: 2.3m high comprising a vertical and horizontal framework of scaffolding, well braced to resist impacts and securely supporting weldmesh panels, (as per in Figure 2 and Figure 3 of BS5837:2012) shall be erected around the base of all trees to be retained on site. Verticals positioned no more than 3.0m apart, driven into the ground approximately 0.6m and fixed to weldmesh panels in a manner to avoid easy removal.

No activities associated with building operations will take place within the area(s) delineated by the tree protection fencing. Within the fenced area there will be no alteration in ground level, no storage of materials, temporary structures or concrete mixing and no material likely to be injurious to a tree will be stacked or discharged within 10 metres of a tree. No fire will be lit within 10 metres of the outside of the crown spread of retained trees.

All means of protection will remain in situ for the duration of this development.

Notes

Excavation will be carried out using non-mechanised hand tools only and during excavation, care will be taken to minimise damage to roots of trees to be retained. No excavated areas are to remain exposed for extended periods or overnight.

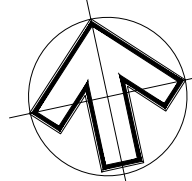
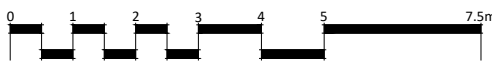
Any roots uncovered during excavations which are in excess of 2.5cm diameter will be retained and treated in accordance with BS 3998 Tree Work - Recommendations. Any tree roots exposed which are in excess of 5 cm diameter will be surrounded in sharp sand before replacing soil or other material in the vicinity.

All arboricultural work shall be carried out in accordance with BS3998:1989 Recommendations for Tree Work (or appropriate BS) by a competent Tree Surgeon, preferably an Arboricultural Association approved contractor.

All numbers within the tree canopies correspond to the Tree Survey and Condition Information within the report prepared by Dr Philip Blackstock in November 2013, amended September 2016.

Total Number of Trees: 123
Trees to be retained: 15 (12.2%)
Trees to be removed: 107 (87.8%)
Breakdown of Trees to be Removed (107 trees):
Category B: 19 trees (18.7% of removed trees)
Category C: 82 trees (75.7% of removed trees)
Category U: 6 trees (5.6% of removed trees)

Site Boundary



Issued for Planning
Revision Notes
GB / MI
By / Chk
09.01.25
Date
00
Rev

Status: PLANNING



Hawarden House, 163 Upper Newtownards Road, Belfast, BT4 3HZ
T: +44 (0) 28 9029 8020 E: info@parkhood.com parkhood.com

Client: The Land Development Agency

Project: LDA Wilton
Sarsfield Road

Title: DEVELOPMENT IMPACT DRAWING

Job No: 7848 Scale@A1 1:500 Date: Dec 24

Drawing Number							
Project	Originator	Volume	Level	Type	Role	Number	Revision
7848	PHL	SW	XX	DR	L	0001	00

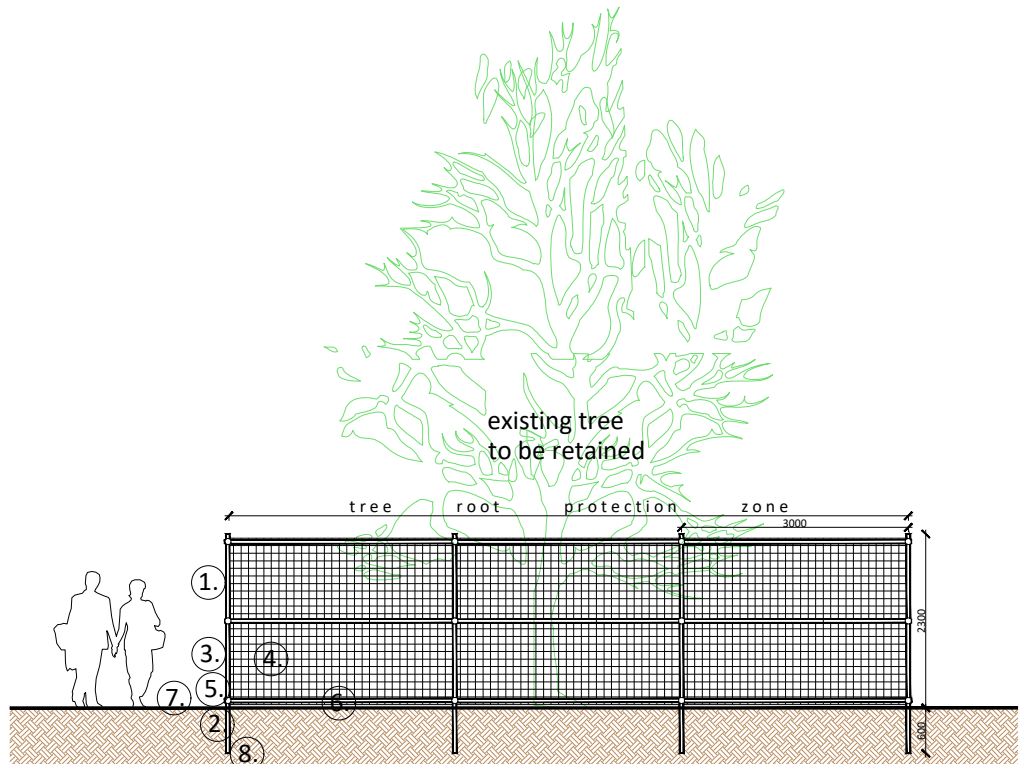
WILTON SHOPPING CENTRE
OVERFLOW CAR PARK



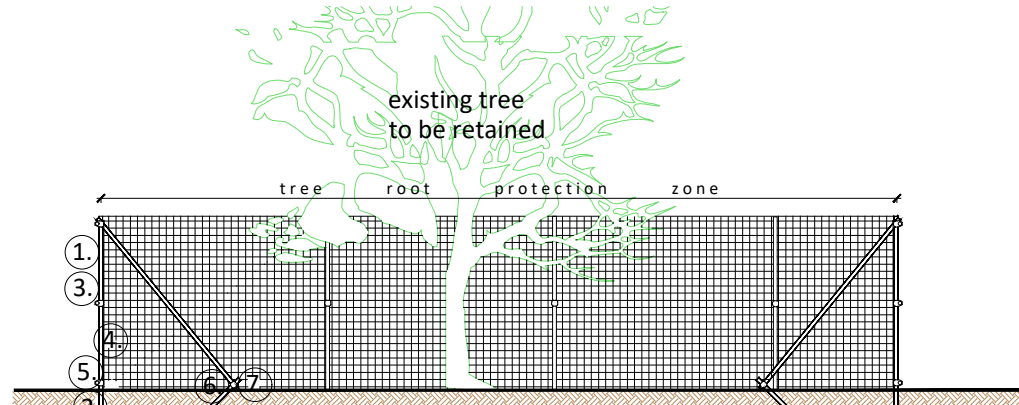
L COURT

ESB NETWORKS
BUILDING

POUND



Default Specification for Protective Barrier to existing Trees
Sectional Elevation (After Figure 2 of BS5837:2012) not to scale



Example of Above-Ground Stabilizing Systems
Sectional Elevation (After Figure 3 of BS5837:2012) not to scale

Protection of trees

A protective barrier, 2.3m high and comprising a vertical and horizontal framework of scaffolding, well braced to resist impacts and securely supporting weldmesh panels, (as BS5837:2012) shall be erected around the base of all trees to be retained on site.

No construction traffic, fire, materials or debris will be permitted within this zone of protection.

- Standard Scaffold Poles
- Uprights to be driven into the ground
- Panels secured to uprights with wire ties and where necessary standard scaffold clamps
- Weldmesh wired to the uprights and horizontals
- Standard Clamps
- Wire twisted & secured on inside face of fencing to avoid easy dismantling
- Ground level
- Approx. 0.6m driven into the ground

Tree Protection Fences based on Figures 2 and 3 as per BS 5837:2012

Scaffolding within zone of protection

Where scaffolding is to be established within the 'zone of protection' surrounding retained trees, the existing undisturbed ground surfaces will be protected by a layer of sharp sand, approx. 50 mm thick, overlaid with a geotextile membrane. Stout planks, such as closely side-butt scaffold boards, will be laid over the geotextile membrane and scaffolding will be constructed on these planks (as BS5837:2012). Additional stays, as directed by a competent person, will be considered where scaffolding is constructed on suspect or un-consolidated ground. Adequate protective fencing, as BS5837:2012, will be maintained between scaffolding and adjacent trees.